

Global Forum on Gender Statistics

Political Empowerment of Women and Women's Autonomy in Rwanda

By
Kanobana M. Dominique



Dead Sea, Jordan, 27-29 March
2012

Outline of the Presentation

- 1. Introduction**
- 2. Rwanda's Political will: Evidence on the Ground**
- 3. Women Employment and decision making on Earnings**
- 4. Rwanda Gender Statistics: Best Practice**

Rwanda Administrative Map



Source : NISR Website

1. Country Profile

- Land area: 26,338 square Km
- Population: 10.7 million (F:52%, M:48%) (2011)
- Population growth rate: 2.6 (2010)
- Infant Mortality Rate: 50 (2010)
- Under 5 Mortality Rate: 76 (2010)
- Maternal Mortality: 476 (2010)
- Total Fertility Rate: 4.6 (2010)
- Density: 406 (2011)
- Sex Ratio: 1.03 male (s)/ female
- Life expectancy: F= 55, M=52
- Literacy Rate: 78% (2010)
- GDP growth: 8.6 % (2011)

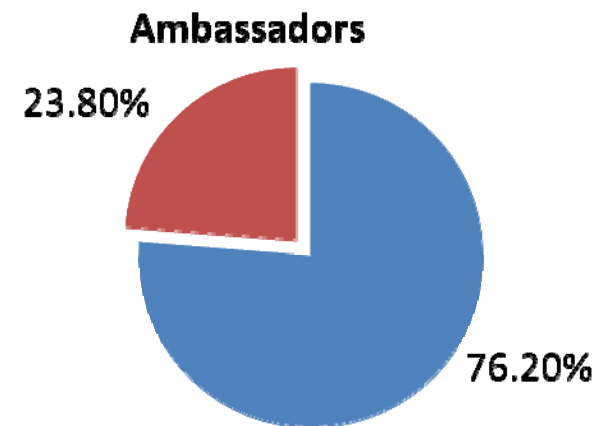
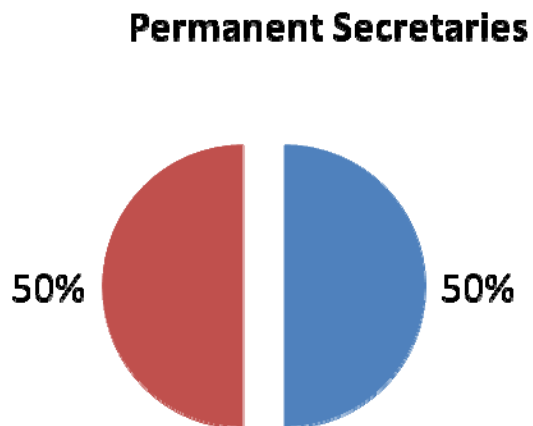
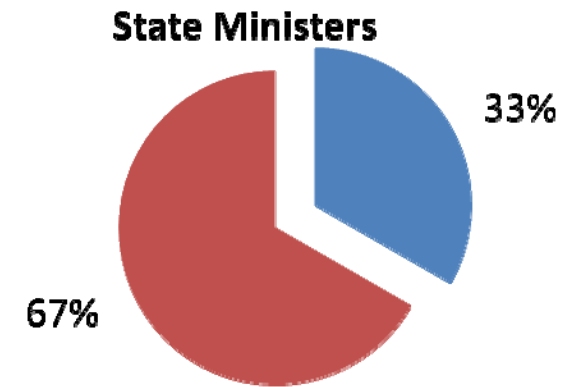
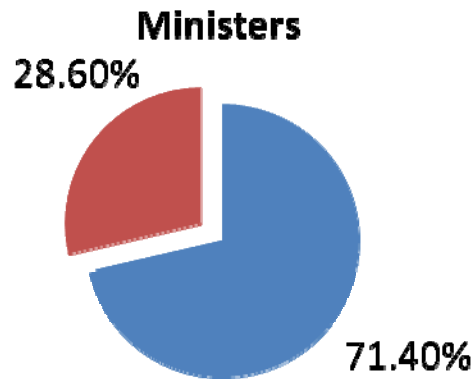
1. Introduction

- ✓ The Government of Rwanda embarked on a national wide program to mainstream Gender in all national development programs
- ✓ The Rwandan new Constitution stipulates that women should constitute 30% in all leadership position in the country
- ✓ This was also followed by establishing the Gender Monitoring Office (GMO) and a National Women's' Council

2. Rwanda's Political Will: Evidence on the Ground

Central Government

Women
Men

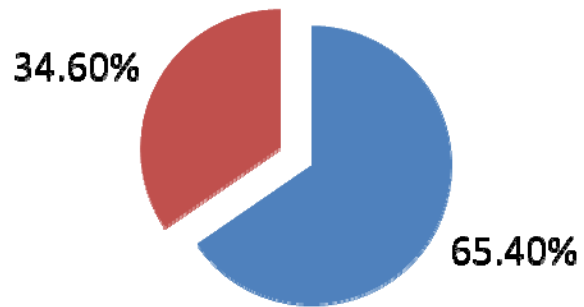


Source: NISR, GMO and UN Women: Gender Statistics Volume I, The Public Sector in Rwanda 2011


Parliament

Women 
Men 

Senators



Deputies



Deputies chair standing committees



Source: NISR, GMO and UN Women: Gender Statistics Volume I, The Public Sector in Rwanda 2011

Justice


Women




Men



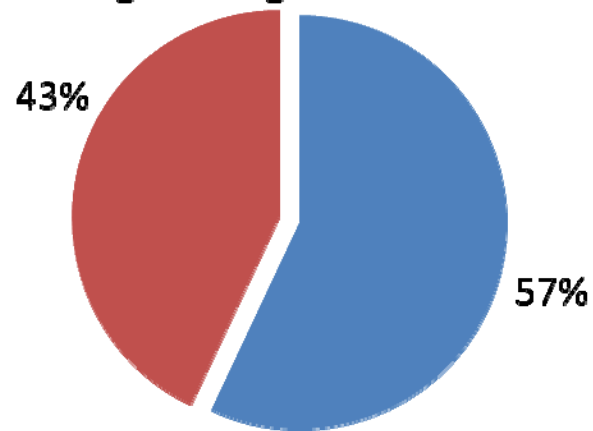
Judges of supreme court



Judges of High Court

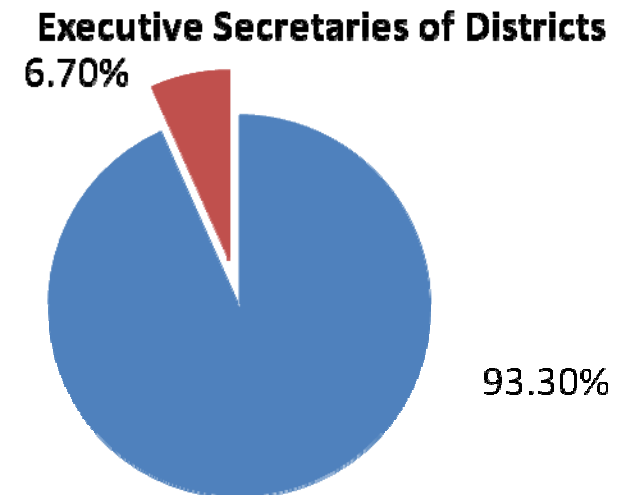
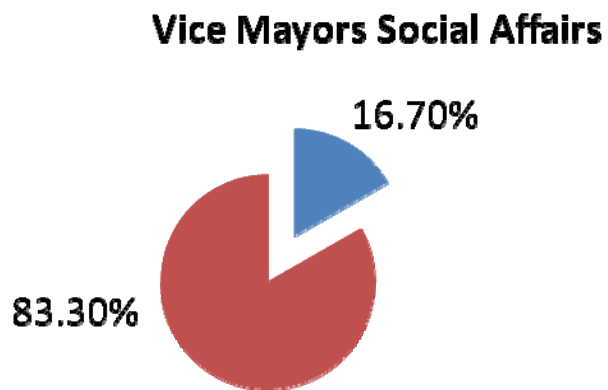
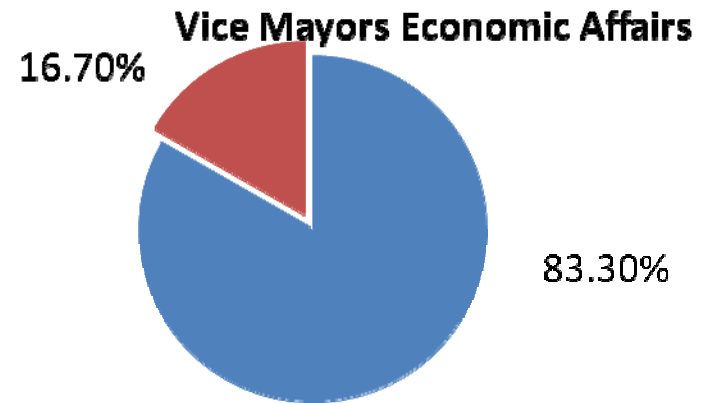
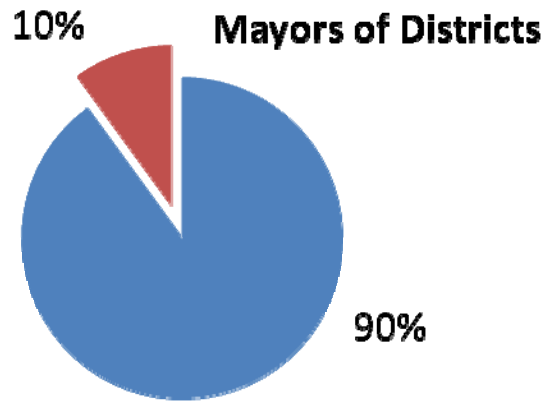


Judges of High Commercial Courts



District Level

Women
Men

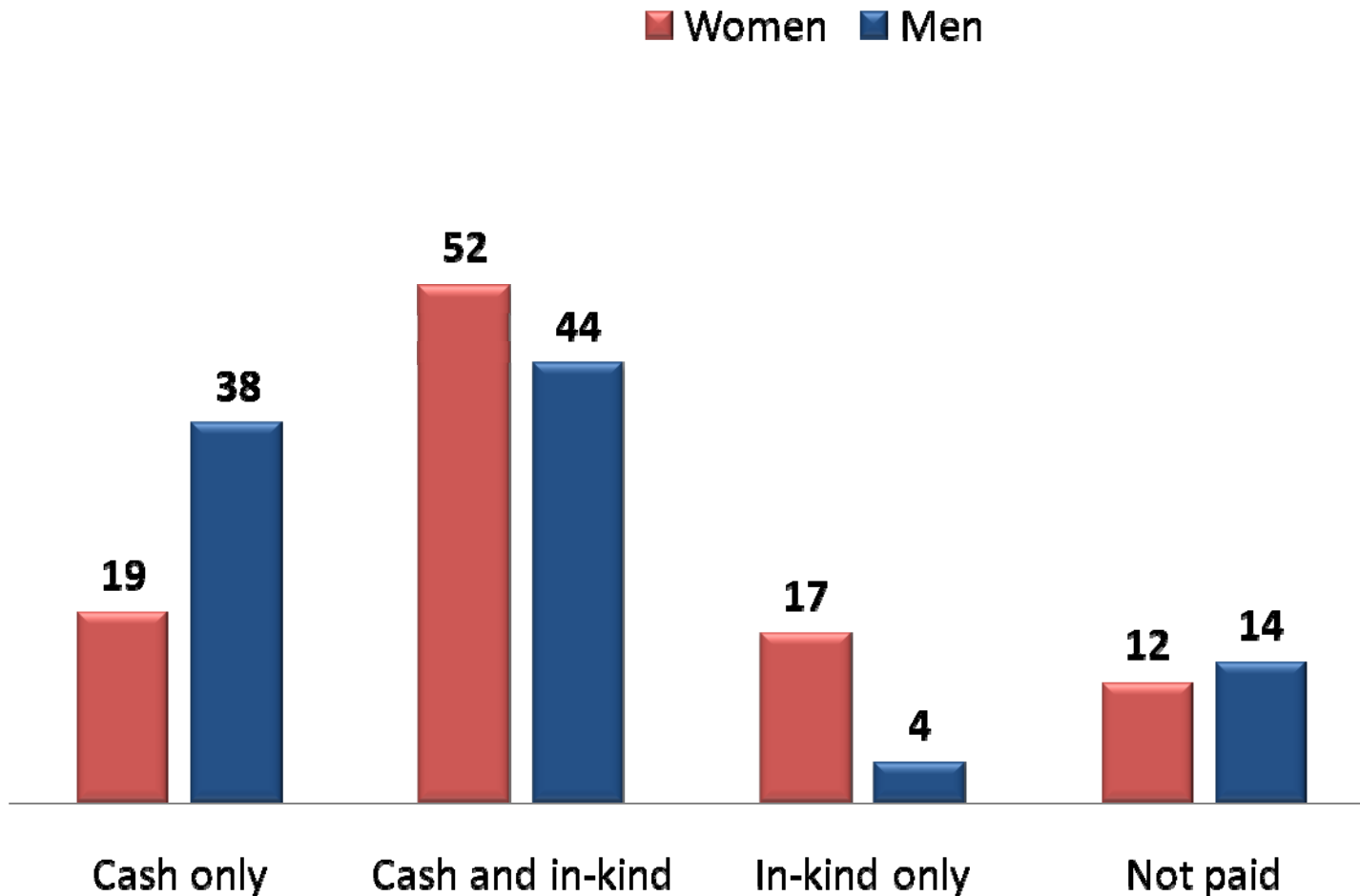


Source: NISR, GMO and UN Women: Gender Statistics Volume I, The Public Sector in Rwanda 2011

3. Women's Employment and Earnings

Types of Payment

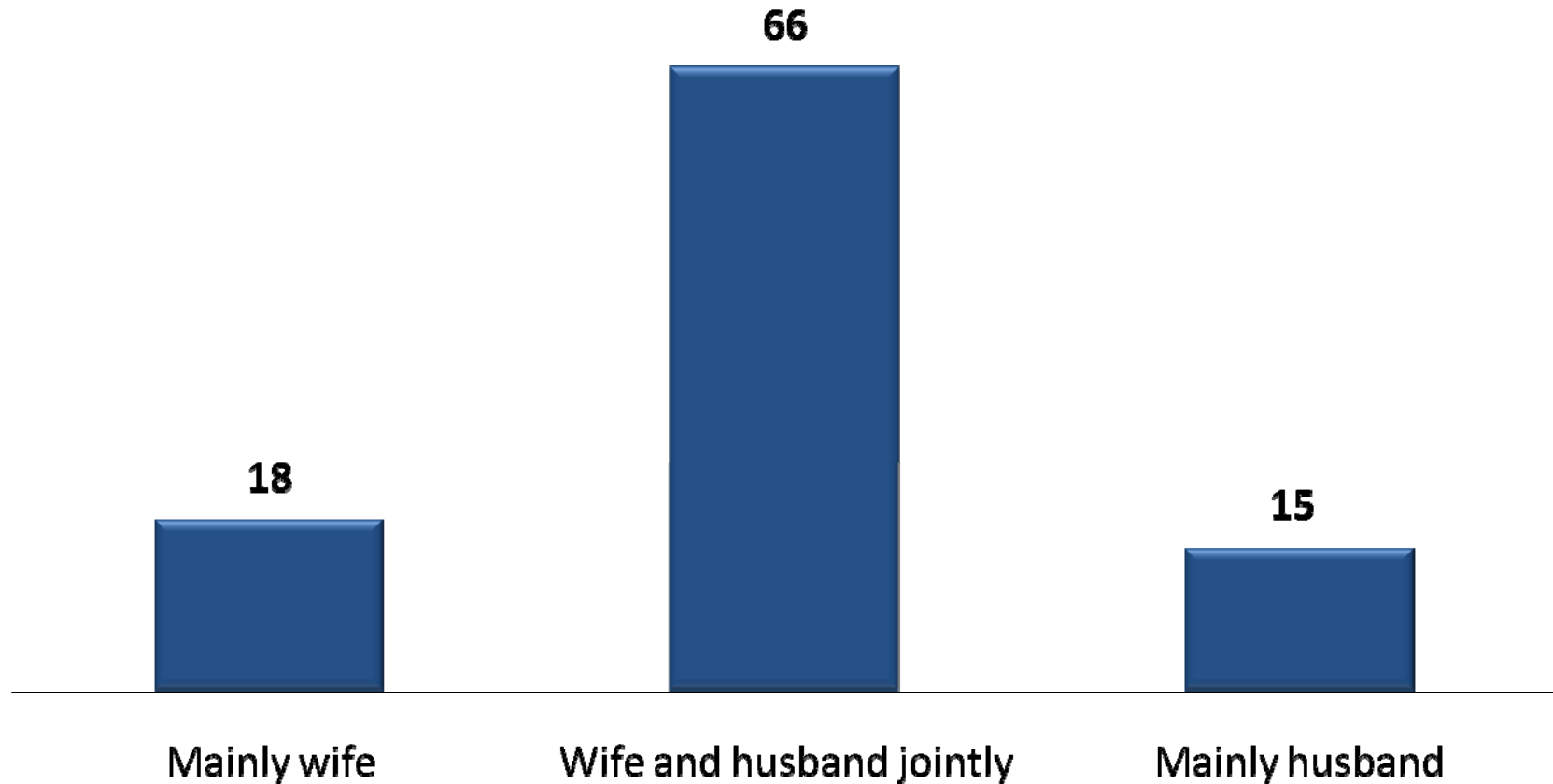
Percent distribution of currently married employed women and men age 15-49 by payment type



Source: RDHS 2010

Control Over Women's Earnings

Percent distribution of married women 15-49 with cash earnings by person who decides how their earnings are used

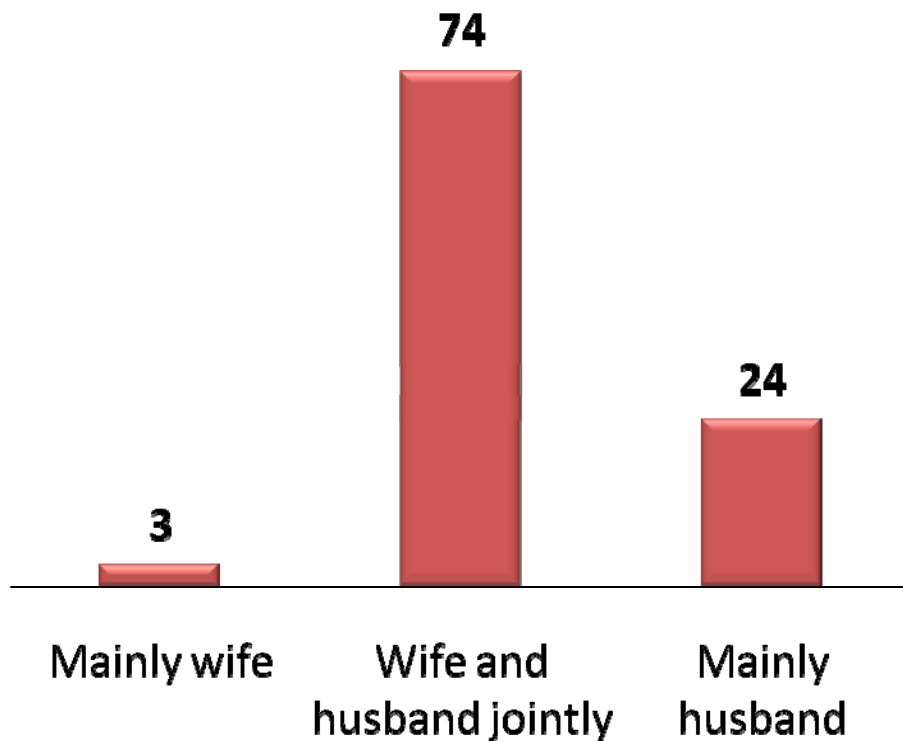


Source: RDHS 2010

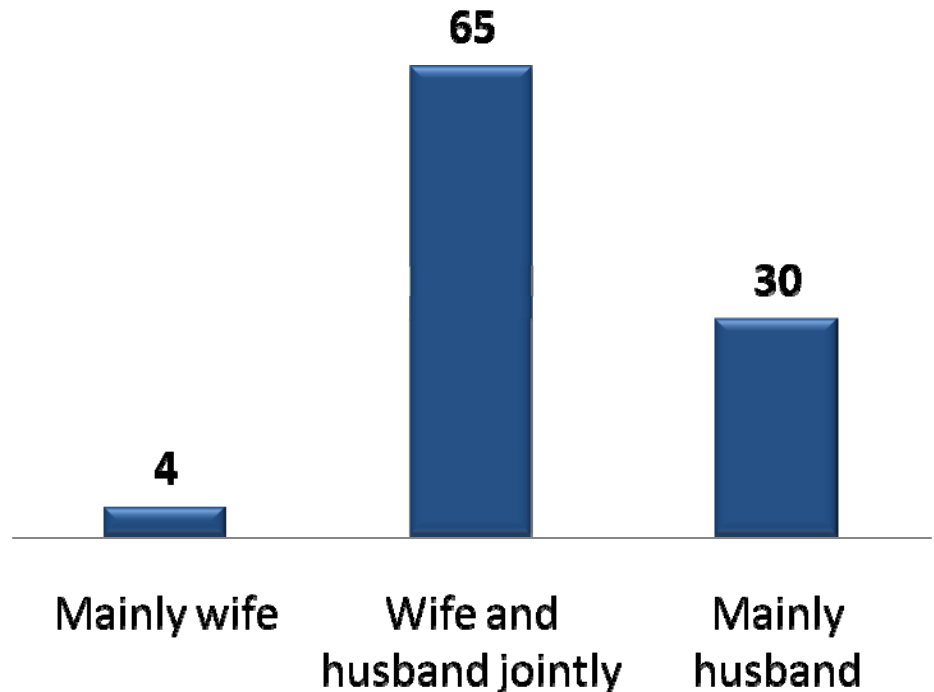
Control Over Men's Earnings

Percent distribution of married men and of married women by decision maker regarding the use of the husband's earnings

**According to currently married men
age 15-49**



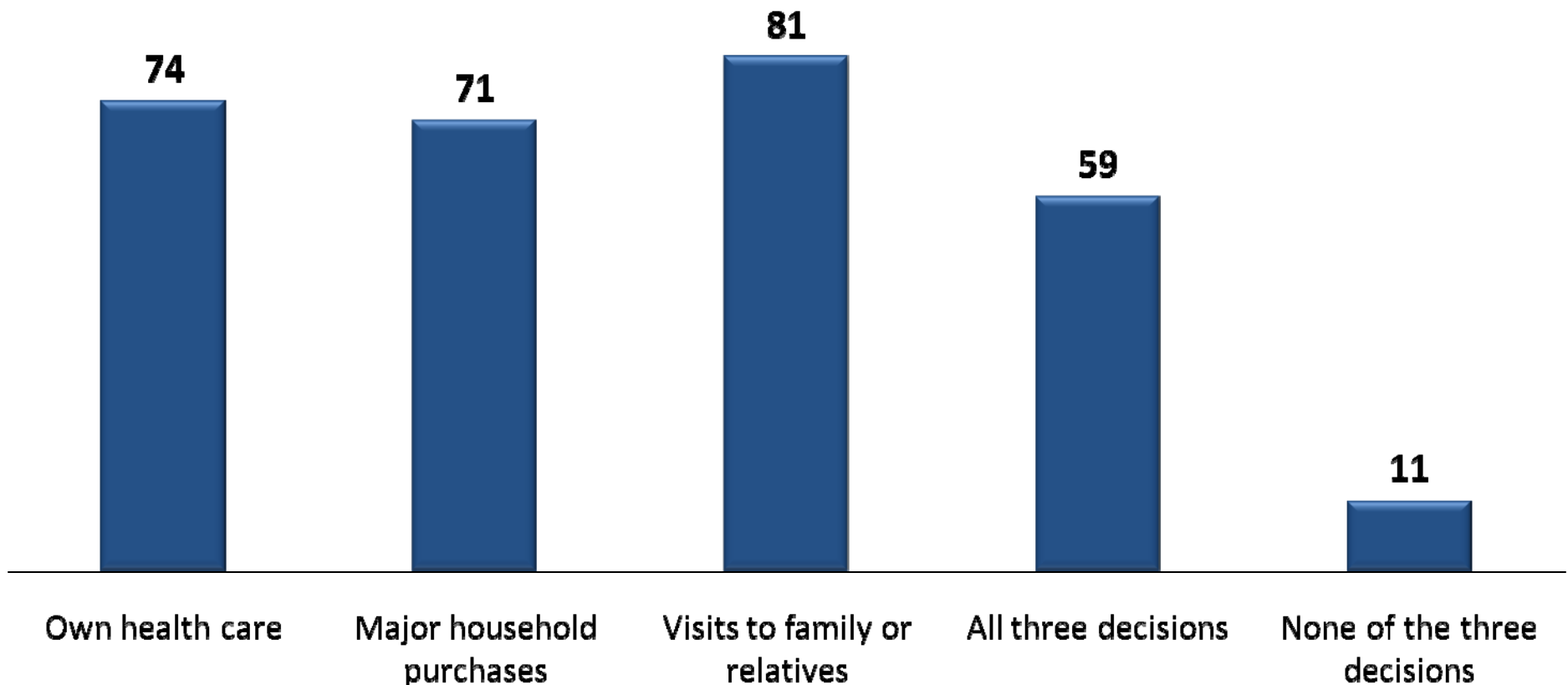
**According to currently married women
age 15-49**



Source: RDHS 2010

Women's Participation in Decision Making at Household Level

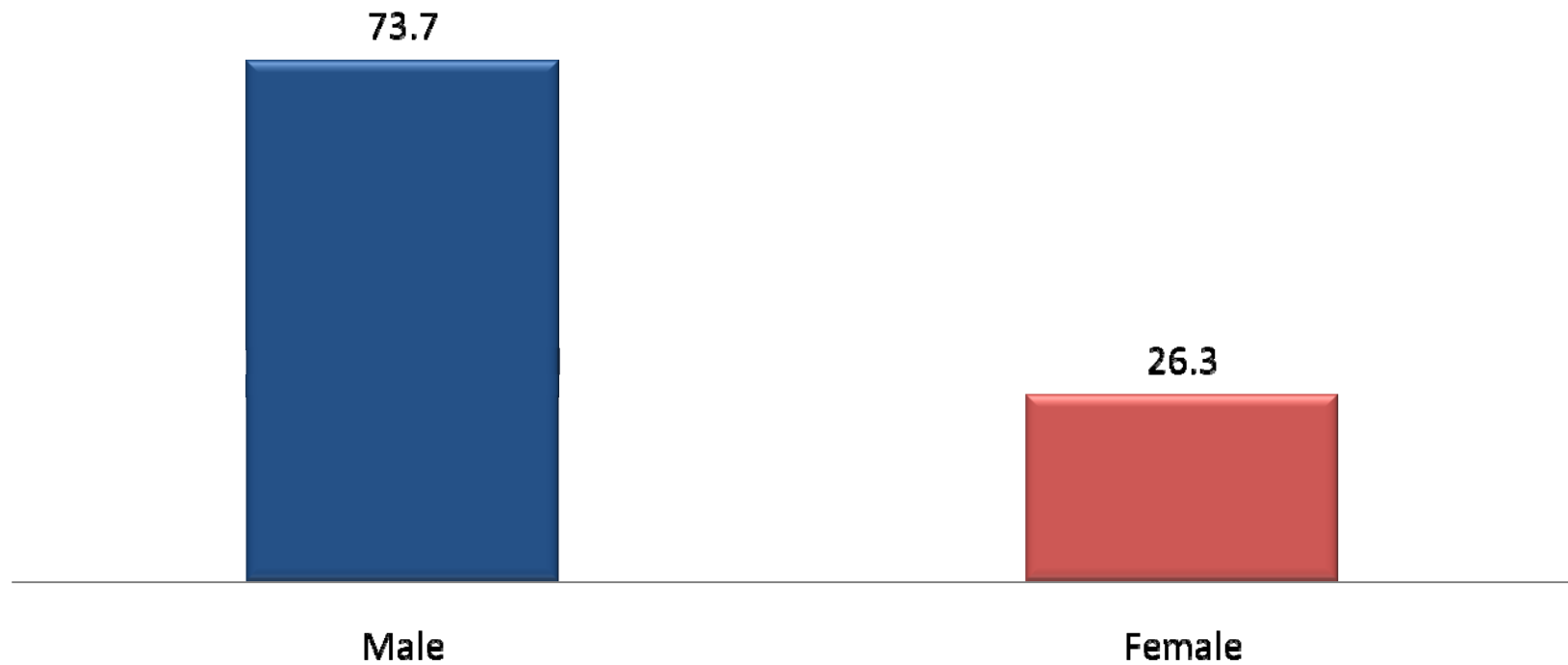
Percent of currently married women age 15-49 who usually make specific decisions by themselves or jointly with their husband



Source: RDHS 2010

Managers of Establishments

26.3% of all Rwandan establishments have a female manager



Source: Establishment Census 2010

4. Rwanda Gender Statistics: Best Practice

Gender Statistics Framework (GSF)

The Gender Statistics Framework is a tool which will facilitate NISR to produce up to date and reliable gender statistics – data.

- ✓ **Gender statistics constitute one of the most important data sets that is used to measure progress on achievement of the MDG 3“promoting Gender equality and empower women, EDPRS, Vision 2020, Beijing plan of Action 1995, ICPD 1994, National Gender policy etc.**
- ✓ **The GSF will assist both data collectors, processors and users to ensure that in designing data collection instruments, processing and dissemination take into account the gender dimensions in the society.**
- ✓ **The GSF will facilitate tracking and monitoring of gender mainstreaming in all development sectors, and is essential for formulation of policies and programmes (users will include GoR, UN, Development Partners, NGO’s, Research Institutions etc).**

GSF Components

1. Main Gender Statistics Framework (Main GSF)

2. Concise GSF

3. The Gender Status Index (GSI)

4. The General Issue Framework

5. The District Summary GSF

6 The District level GSF

7. The District forms

8. The Meta Data

1. Gender and population.

2. Gender and education.

3. Gender, health and nutrition.

4. Gender and work or employment.

5. Gender and social protection.

6. Gender and environment.

7. Gender and decision making/Governance.

8. Gender and family.

9. Gender and Agriculture and Livestock & Forestry.

10. Gender and Justice.

11. Gender and Transportation /
Communication(Infrastructure)

12. Gender and Trade and Business.

13. Gender and Industry and processing.

14. Gender and ICT (Part of Infrastructure)

15. Gender and Media

GSF Components

Main GSF

- It has 15 sectors and several Gender indicators
- Based in the IUS international format just like the Devinfo/Rwandainfo, Genderinfo system
- Indicates the sources of data used
- Timeframe of 10 years to capture trend for M&E purposes
- Flexible enough to expand or condense if need arises to increase sectors and indicators

The District Template

- Designed to assist the NISR to capture data that can be generated from the local authorities (flow data) each year. Entered in the main framework just like the DHS or Census, or surveys data
- Designed to capture data from lower levels using simplified District Forms from the NISR
- Managed by the NISR to receive and keep data from the districts (frequency to be determined by the NISR)

The General Issues Framework

- Designed to assist capture the qualitative indicators from different aspects and sectors
- Flexible to be expanded to respond to the needs of the NISR, GMO, etc
- Can make inputs into the publishable frameworks as well

The Publishable Frameworks

- The Concise Framework (NISR Bulletin or Website)
- The Gender Status Index (for international Publication and comparison, and based on the ECA format used all over in Africa)
- All these are derived from the main GSF, and entered in the two publishable formats. To be done by NISR staff on regular basis

Accomplishments 2011

- ✓ **Gender Statistics Framework finalized (to be launched on 3rd April 2012)**
- ✓ **Gender Statistics Training with government statisticians / M&E officers (45 participants) conducted**
- ✓ **Gender Statistics Training with all district statisticians and gender focal points done**
- ✓ **Gender Statistics Publication, Volume I – Public Sector in Rwanda – available – to be presented on 3rd April 2012 as a showcase of GSF Publications**

Objectives 2012

NISR, GMO with the UN Women technical and financial support will:

- ✓ **Strengthen Districts to regularly submit the district form to NISR (needs assessment to be carried out to identify what support is required)**
- ✓ **Produce Quarterly Gender Statistics Publications**
- ✓ **Produce Annual District Gender Statistics Publication**
- ✓ **Organize High-end policy forums with others stakeholders to share the publications and hence influence policy decisions.**

Thank you for Your Kind Attention